

**J&M ROKKER® XXRP 800w
4-CH DSP Programmable
Amplifier Kit for 2014-2020
Harley® StreetGlide w/Rear
or Lower Speakers**

#JAMP-800HC14-SGP

**Installation
and Operation
Instructions**

Product Description

4-ch 800w amplifier kit for 2014-2020 Harley® StreetGlide (NOT for CVO) with stock Harley 4.3 Std, 6.5GT or new GTS touch-screen radio, (NO SPECIAL FLASH needed) with rear-lid or lower-fairing speakers added.

Full range class D amplifier, spec'd at 200watts RMS per channel X4, (800w total) into 2-ohm load @ 14.4vdc, (Manually selectable on the amplifier itself for a 2-ohm or 4-ohm speaker load) properly shielded against RF interference into the AM or FM radio.

Amplifier uses advanced digital switching power supply technology to dramatically reduce the 12v current demands on the motorcycle electrical system.

Amplifier mounts to custom made stainless steel 2-piece bracket system, to provide solid and secure mounting inside the StreetGlide fairing.

Amplifier is dialed-in for this specific StreetGlide speaker configuration, to provide maximum highway performance.

To alter these DSP settings using the internal programming dongle

already built into this new amplifier, (USB computer connection cable included) our specific custom amplifier programs are now available as a consumer download from the J&M website @ https://www.jmcorp.com/static/dsp_rokker.htm , along with the custom Bike-Builder's-App for those who want to fine tune their own specific amplifier adjustments. <https://www.jmcorp.com/AppRequest.asp>

Custom made plug-n-play wiring harnesses are included, along with heavy gauge power/ground wires for the fused battery connection, all necessary mounting hardware & complete installation/operation instructions.

Amplifier itself measures 8 1/4" Long X 5 1/8" Wide X 1 5/8" Tall.

Installation Instructions

1. Remove the windshield, outer fairing shell, vent below windshield, fuel tank and seat.
2. Remove and replace the stock metal tray above the radio with the J&M Amplifier mounting tray by removing the 4 screws holding the tray to the radio, 4 screws holding the tray to the speaker enclosures, and 2 screws holding the tray to the gauge assembly. Place the J&M Amplifier mounting tray in place of the stock tray and secure with the screws removed from the stock tray. **(Figure B)**
3. Mount Amplifier to the J&M Amplifier mounting plate with the 4 screws provided. The 2 shorter screws go toward the gauges.
4. By following the factory wiring harness, route the amplifier power harness from the fairing, under the fuel tank, and on to the battery. (removal of the fuel tank is required)
5. After first disconnecting the negative battery cable from the battery, connect the positive (red) lead from the amplifier power harness directly to the positive post of the battery. Then connect the negative (black) lead from the power harness to the same bolt/stud on the frame that the negative battery cable is connected to. Then reconnect the negative battery cable to the battery. **(Figure A)** Do not connect the negative (black) lead from the amplifier to the negative post of the battery.
6. Make speaker and Amplifier connections per diagram. **(Figure B, C and D)**

Important Programing Note: The amplifier gain & frequency response adjustments have been pre-programmed at our factory for this specific Harley Davidson audio system application, using speakers with an impedance of 2-ohms, to provide maximum performance at highway speeds. Should speaker impedance change, an alternate software programming package will need to be downloaded & flashed to the digital signal processor inside the amplifier. This programming service is available direct from 'J&M Corporation in Tucson AZ USA. Send email direct to ROKKER_DSP_Pro@jmcorp.com

Fig. A

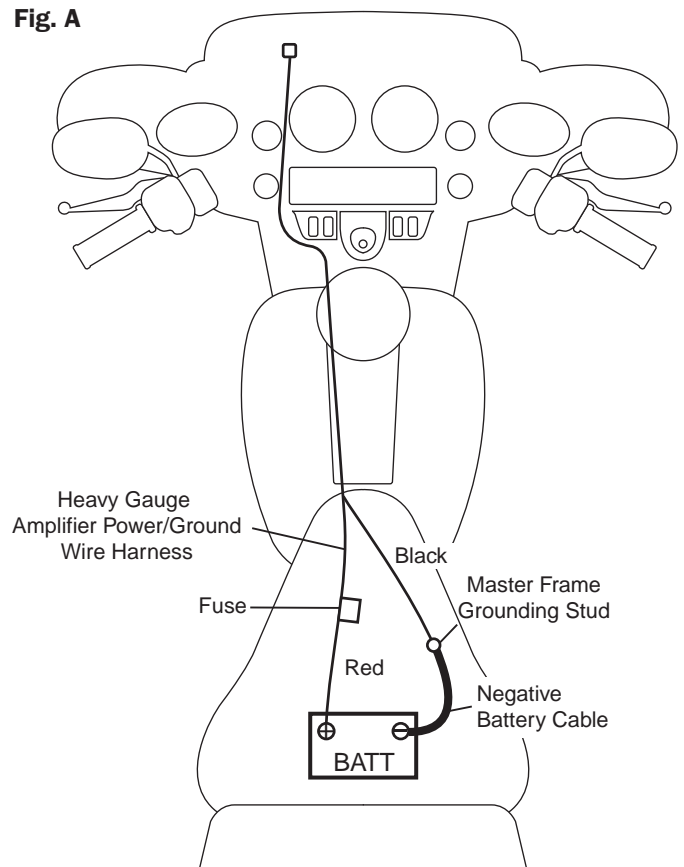


Fig. B

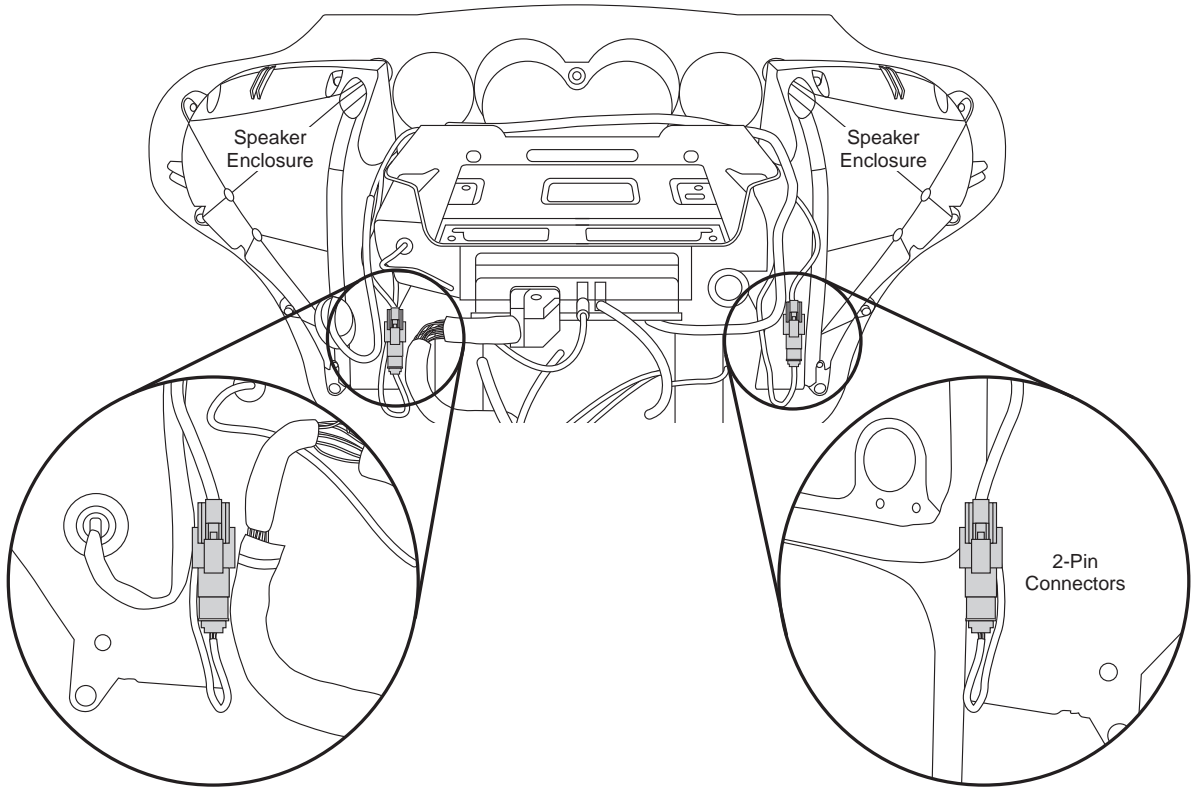
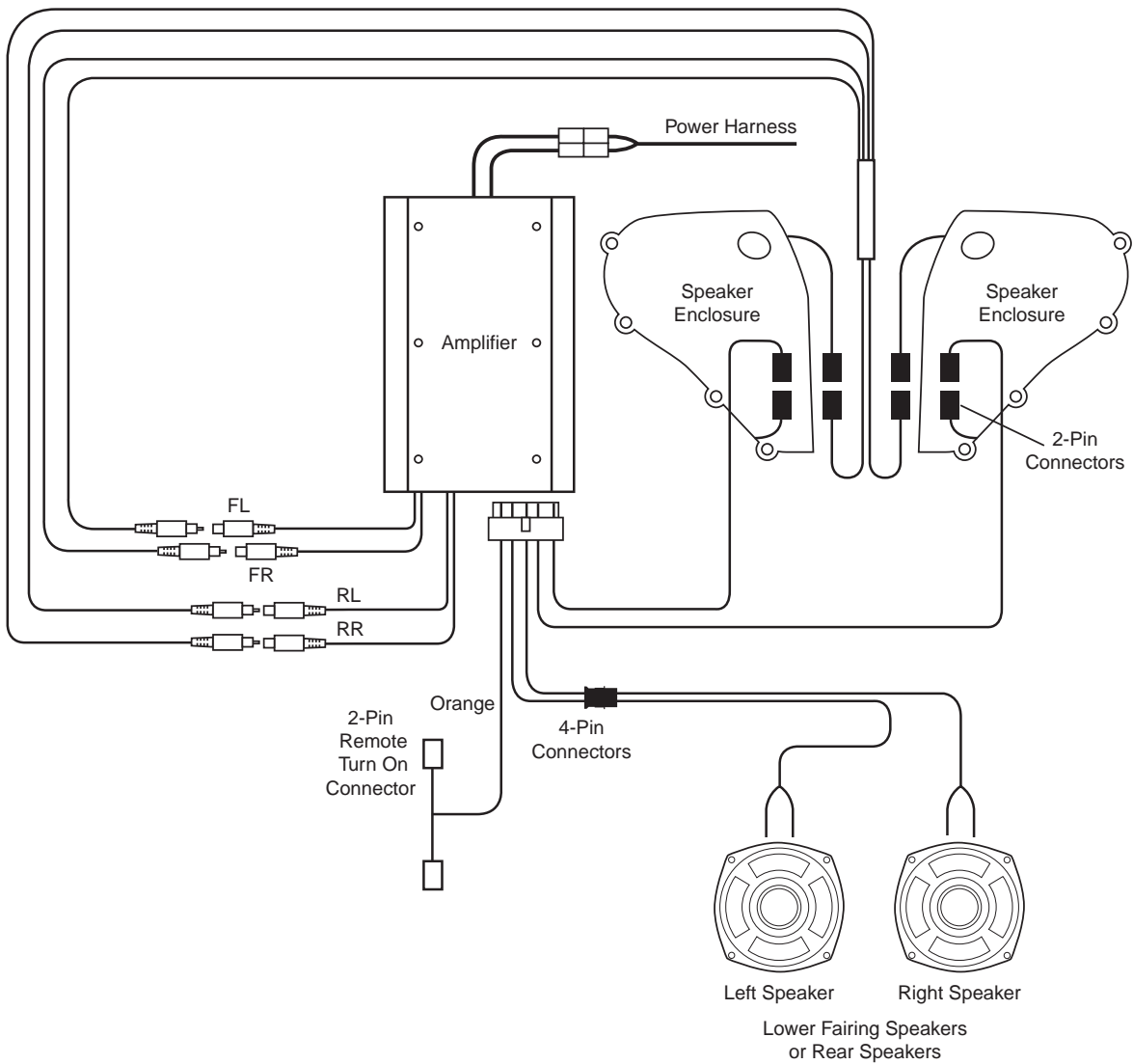
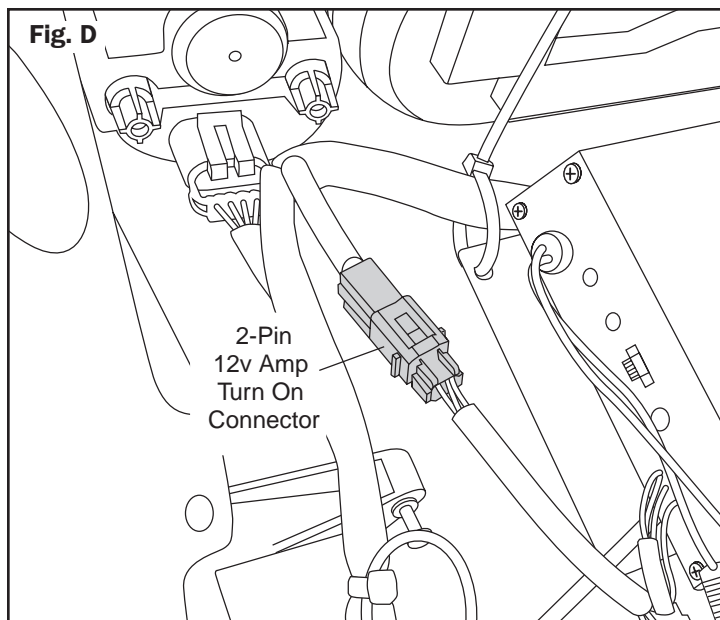


Fig. C





Specifications

ROKKER® XXRP 700

Full Range Class D Amplifier

Output Power (RMS) @ 1% THD 1000Hz 14.4V CEA 2006

Stereo @ 4ohms 4 x 175 Watts – 700w RMS Total

Stereo @ 2ohms 4 x 175 Watts – 700w RMS Total

Frequency Response -3dB 1Hz - 69kHz Capable

S/NRatio
Separation

>90dB

>74dB

Input Sensitivity

.35V - 3.9V

Input Impedance

47.5K

Thank you for the confidence you have shown in J&M Corporation by purchasing one of our innovative products.

If you have any question or comments about this product, you may contact us at USA 1-520-624-7000 Monday thru Friday, 8:00AM thru 5:00PM Mountain Standard Time.



1415 S. Cherry Avenue
Tucson, AZ 85713 U.S.A.

Tel (800) 358-0881

Website: <http://www.jmcorp.com>

E-mail: audio@jmcorp.com

WARRANTY AND REPAIR INFORMATION

TWO YEAR LIMITED WARRANTY In order to facilitate the servicing of this warranty, the Warranty Registration Form should be filled out and returned within 10 days of the date of purchase. However, return of the Warranty Registration Form is not a precondition of this warranty, and this Warranty will be observed by **J&M CORPORATION** whether or not the Warranty Registration Form is returned, on the condition that other satisfactory evidence of the date of the original purchase is provided to **J&M CORPORATION**.

WHO PROVIDES THE WARRANTY? This warranty is provided by **J&M CORPORATION**.

WHO IS PROTECTED? This warranty is extended only to the original owner of this J&M CORPORATION product and may not be transferred or assigned.

WHAT IS COVERED AND HOW LONG? This warranty covers all defects in material or workmanship of our product for a period of 2 years from date of original retail purchase. At its option, **J&M CORPORATION** will repair or replace any defective part(s) or equipment.

The provisions of the warranty shall not apply to any unit which has been subjected to misuse, neglect, incorrect mechanical or electrical installation, unauthorized modifications, accident, nor to units which have been repaired or altered outside of our factory.

PROCEDURE FOR OBTAINING PERFORMANCE OF WARRANTY In the event that the product does not conform to this warranty, the product should be shipped prepaid to the **J&M CORPORATION** service facility. Transportation charges, insurance fees, and labor costs for shipment, removal, or reinstallation of our product are not covered by this warranty. Loss or damage in shipment is the sole responsibility of the freight carrier.

FOR YOUR INFORMATION Repair as provided under this warranty is the exclusive remedy of the consumer. **J&M CORPORATION** shall not be liable for any incidental or consequential damages or for breach of any express or implied warranty on this product. Except to the extent prohibited by applicable law, any implied warranty of merchantability or fitness for a particular purpose on this product is limited in duration to the duration of the warranty. Some states do not allow the exclusion or limitation of incidental or consequential damages, or allow limitations on how long an implied warranty lasts, so the above limitations or exclusion may not apply to you. This warranty gives you specific legal rights which vary from state to state.

J&M CORPORATION reserves the right to make changes in design and to make improvements in its products without the obligation to incorporate the changes or improvements in any of its previously manufactured products.

J&M CORPORATION has not authorized anyone to make representations or warranties other than the warranty contained herein.

The above warranty is effective for all products manufactured after 10/01/86.

NON-WARRANTY REPAIR RATES **J&M CORPORATION** reserves the right to change the labor repair rates without prior notice. At the time of this printing the out-of-warranty repair is \$40 per hour for labor only. However, the customer is advised to verify the current rate when he/she calls customer service to obtain the return authorization number.

FACTORY SERVICE ADDRESS J&M Corporation, 1415 S. Cherry Avenue, Tucson, Arizona, 85713, U.S.A. Tel: 1-800-358-0881 audio@jmc corp.com www.jmcorp.com

CUSTOMER SERVICE NUMBER 1-800-358-0881



WARRANTY REGISTRATION FORM Please fill out this card completely and mail it immediately after purchase. Please be sure that your zip code and serial number (if applicable) are legible. This will help us to serve you better.

(PLEASE PRINT)

Name _____

Address _____

City _____ State _____ Zip _____

Motorcycle ☐ Other ☐ E-mail _____

Make _____ Model _____ Year _____

Product part number _____

Serial number (if applicable) _____

Date of purchase _____

Name of dealer it was purchased from _____



Mail to:
J&M Corporation
1415 S. Cherry Avenue
Tucson, AZ 85713
U.S.A.