

**J&M STAGE-5 400W
ROKKER® XXR Amplifier Kit
For 14-2020 Harley® Street
Glide/Ultra/Ultra LTD. Fairing**

#JAMP-400HC14-ST5

**Installation
and Operation
Instructions**

Product Description

This is the new J&M STAGE-5 ROKKER® XXR Custom 400w 2-channel amplifier kit for 2014-2020 Harley® StreetGlide or Ultra with the Harley 4.3 Std, 6.5GT or new GTS touch-screen radio.

Our in-fairing mounted 2 channel ROKKER XXR amplifier is rated @ 200w RMS per channel X 2 to provide up to 400w total RMS power!

Amplifier mounts to our custom made stainless steel 2-piece bracket system, to provide solid and secure mounting inside the StreetGlide or Ultra fairing.

This amplifier kit is custom tuned for use in conjunction with your specially FLASHED Harley Infotainment radio ("J&M Corporation Custom Audio Flash" menu option w/Techno-Research digital technician), to provide THE BEST on-highway volume, clarity and overall performance available, from your music source selections of FM stereo, XM sat radio,

Smartphone or USB thumb drive.

(Harley Infotainment/BoomBox radio can also be shipped to the J&M factory in Tucson for FLASHING, there is a separate \$75 fee for the "J&M Corporation Custom Audio" Harley radio FLASH).

This STAGE-5 ROKKER XXR amplifier KIT has been engineered to be 100% plug-and-play for your convenience during the installation and to maintain the complete integrity of your Harley's internal wiring harness.

Custom made wiring harnesses are included, along with heavy gauge power/ground wires for the fused battery connection, all necessary mounting hardware & complete installation/operation instructions.

Amplifier itself measures 7 ¼" X 4 ¾" X 1 ¾".

Installation Instructions

1. Remove the windshield, outer fairing shell, vent below windshield, fuel tank and seat.
2. Remove and replace the stock metal tray above the radio with the J&M Amplifier mounting tray by removing the 4 screws holding the tray to the radio, the 4 screws holding the tray to the speaker enclosures, and 2 screws holding the tray to the gauge assembly. Place the J&M Amplifier mounting tray in place of the stock tray and secure with the screws removed from the stock tray. **(Figure B)**
3. Mount Amplifier to the J&M Amplifier mounting plate with the 4 screws provided. The 2 shorter screws go toward the gauges.
4. By following the factory wiring harness, route the amplifier power harness from the fairing, under the fuel tank, and on to the battery. (removal of the fuel tank is required)
5. After first disconnecting the negative battery cable from the battery, connect the positive (red) lead from the amplifier power harness directly to the positive post of the battery. Then connect the negative (black) lead from the power harness to the same bolt/stud on the frame that the negative battery cable is connected to. Then reconnect the negative battery cable to the battery. **(Figure A)** Do not connect the negative (black) lead from the amplifier to the negative post of the battery.
6. Make speaker and Amplifier connections per diagram. **(Figure B, C and D)**

Important Programming Note: The amplifier gain & frequency response adjustments have been pre-set at our factory for this specific Harley Davidson audio system application, using speakers with an impedance of 2-ohms, to provide maximum performance at highway speeds. Should speaker impedance load change, alternate adjustments can be made by removing the small sticker that is placed over the amplifier's input gain control screw.

Fig. A

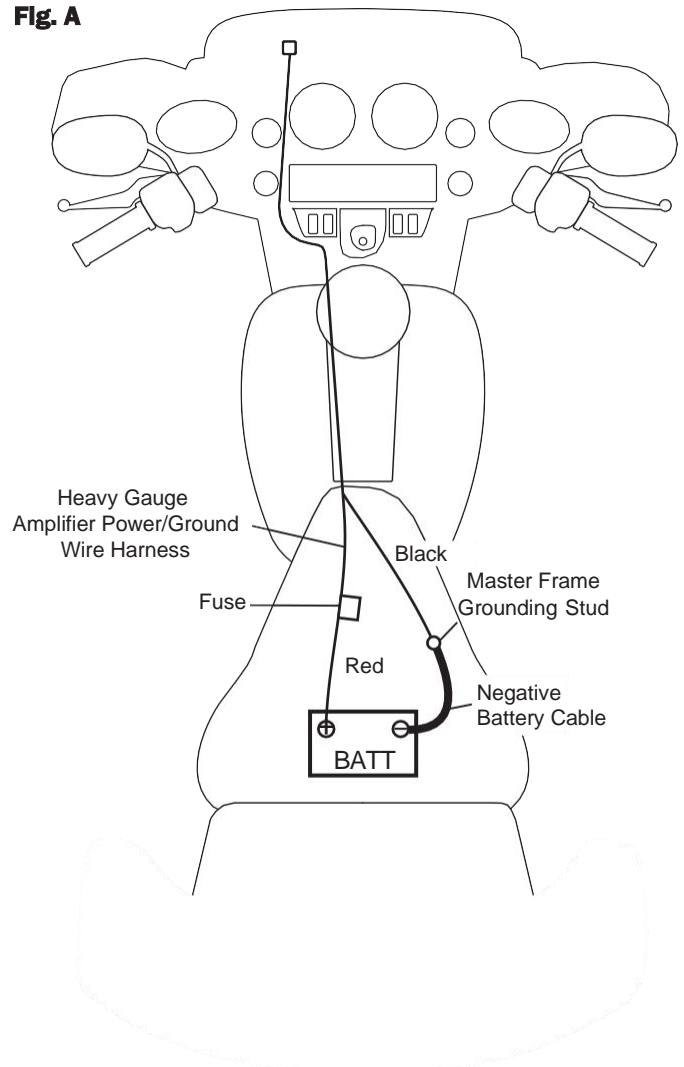


Fig. B

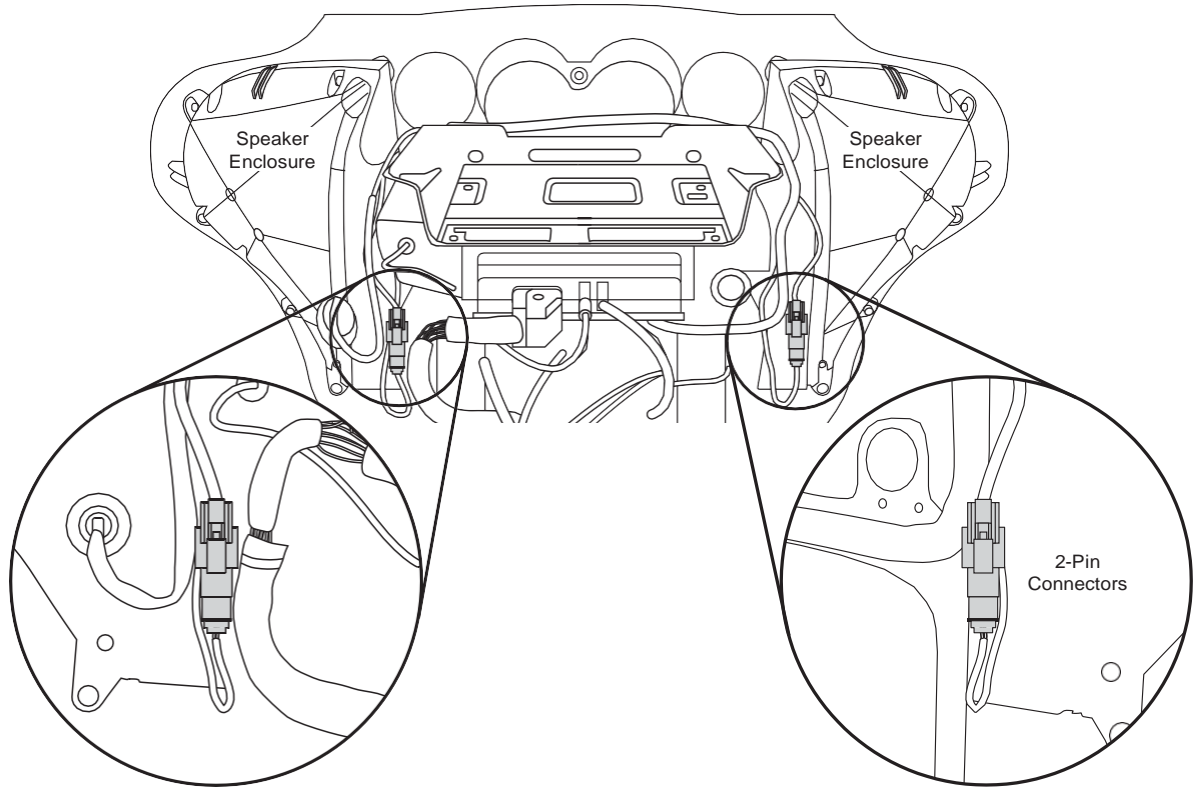


Fig. C

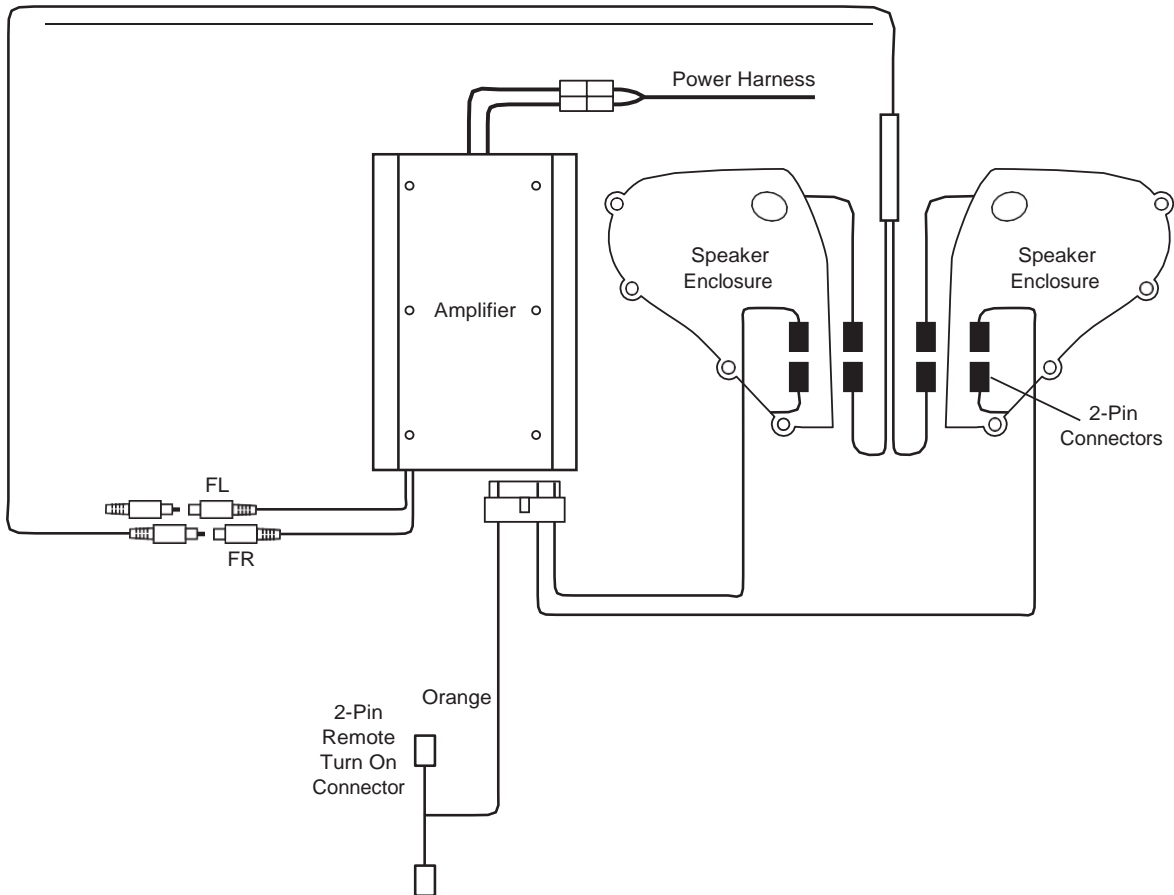


Fig. D

2-Pin
12v Amp —
Turn On
Connector

Specifications

ROKKER® XXR 400w RMS

Full Range Class D Amplifier

Output Power (RMS) @ 1.5% THD 1000Hz 14.4V
Stereo @ 2ohms 2 x 200 watts RMS Continuous
Frequency Response -3dB 20Hz - 31kHz Capable

S/N Ratio	
Separation	>88dB
Input Sensitivity	.35V - 3.9V
Input Impedance	20K

Thank you for the confidence you have shown in J&M Corporation by purchasing one of our innovative products. If you have any question or comments about this product, you may contact us at USA 1-520-624-7000 Monday thru Friday, 8:00AM thru 5:00PM Mountain Standard Time.



1415 S. Cherry Avenue
Tucson, AZ 85713 U.S.A.
Tel (800) 358-0881
Website: <http://www.jmcorp.com>
E-mail: audio@jmcorp.com

WARRANTY AND REPAIR INFORMATION

TWO YEAR LIMITED WARRANTY In order to facilitate the servicing of this warranty, the Warranty Registration Form should be filled out and returned within 10 days of the date of purchase. However, return of the Warranty Registration Form is not a precondition of this warranty, and this Warranty will be observed by **J&M CORPORATION** whether or not the Warranty Registration Form is returned, on the condition that other satisfactory evidence of the date of the original purchase is provided to **J&M CORPORATION**.

WHO PROVIDES THE WARRANTY? This warranty is provided by **J&M CORPORATION**.

WHO IS PROTECTED? This warranty is extended only to the original owner of this J&M CORPORATION product and may not be transferred or assigned.

WHAT IS COVERED AND HOW LONG? This warranty covers all defects in material or workmanship of our product for a period of 2 years from date of original retail purchase. At its option, **J&M CORPORATION** will repair or replace any defective part(s) or equipment. The provisions of the warranty shall not apply to any unit which has been subjected to misuse, neglect, incorrect mechanical or electrical installation, unauthorized modifications, accident, nor to units which have been repaired or altered outside of our factory.

PROCEDURE FOR OBTAINING PERFORMANCE OF WARRANTY In the event that the product does not conform to this warranty, the product should be shipped prepaid to the **J&M CORPORATION** service facility. Transportation charges, insurance fees, and labor costs for shipment, removal, or reinstallation of our product are not covered by this warranty. Loss or damage in shipment is the sole responsibility of the freight carrier.

FOR YOUR INFORMATION Repair as provided under this warranty is the exclusive remedy of the consumer. **J&M CORPORATION** shall not be liable for any incidental or consequential damages or for breach of any express or implied warranty on this product. Except to the extent prohibited by applicable law, any implied warranty of merchantability or fitness for a particular purpose on this product is limited in duration to the duration of the warranty. Some states do not allow the exclusion or limitation of incidental or consequential damages, or allow limitations on how long an implied warranty lasts, so the above limitations or exclusion may not apply to you. This warranty gives you specific legal rights which vary from state to state.

J&M CORPORATION reserves the right to make changes in design and to make improvements in its products without the obligation to incorporate the changes or improvements in any of its previously manufactured products.

J&M CORPORATION has not authorized anyone to make representations or warranties other than the warranty contained herein.

The above warranty is effective for all products manufactured after 10/01/86.

NON-WARRANTY REPAIR RATES **J&M CORPORATION** reserves the right to change the labor repair rates without prior notice. At the time of this printing the out-of-warranty repair is \$40 per hour for labor only. However, the customer is advised to verify the current rate when he/she calls customer service to obtain the return authorization number.

FACTORY SERVICE ADDRESS J&M Corporation, 1415 S. Cherry Avenue, Tucson, Arizona, 85713, U.S.A. Tel: 1-800-358-0881 audio@jmc corp.com www.jmcorp.com

CUSTOMER SERVICE NUMBER 1-800-358-0881



WARRANTY REGISTRATION FORM Please fill out this card completely and mail it immediately after purchase. Please be sure that your zip code and serial number (if applicable) are legible. This will help us to serve you better.

(PLEASE PRINT)

Name _____

Address _____

City _____ State _____ Zip _____

Motorcycle m Other m E-mail _____

Make _____ Model _____ Year _____

Product part number _____

Serial number (if applicable) _____

Date of purchase _____

Name of dealer it was purchased from _____



Mail to:
J&M Corporation
1415 S. Cherry Avenue
Tucson, AZ 85713
U.S.A.