



**J&M ROKKER®-2 6.71”
Fairing Speaker Kit w/
High-Output PEI Grill
Tweeters for 15-23
Harley® RoadGlide
15-24 Ultra/CVO Ultra**

#HRR2-6712TW-XXR

**Installation
Instructions**

Product Overview

JMCs ROKKER-2 XXR series 6.71" speakers designed as exact size component/replacements for the stock 6.5" Harley fairing speakers as installed on the 2015-2023 Harley RoadGlide, 2015-2024 Ultra & CVO Ultra.

Spec'd at 2 ohms impedance and 300 watts maximum input (200w RMS - 90db sensitivity), these speakers provide the ultimate in raw audio power.

Lightweight waterproof one-piece woven-fiber driver cone with super-rigid metal basket design.

High-density lite-weight Neodymium magnet structure, specially coated to maintain flux-strength integrity even at extreme operating temperatures.

High efficiency VENTED voice-coil for improved cooling when operating at high volume levels for extended periods.

New custom speaker grills with high-output PEI tweeters for crystal clear sound at highway speeds.

Mounting hole pattern and spade electrical connections are exactly the same as the factory specification, this is a total plug-and-play no-modification solution complete with easy to follow installation instructions.

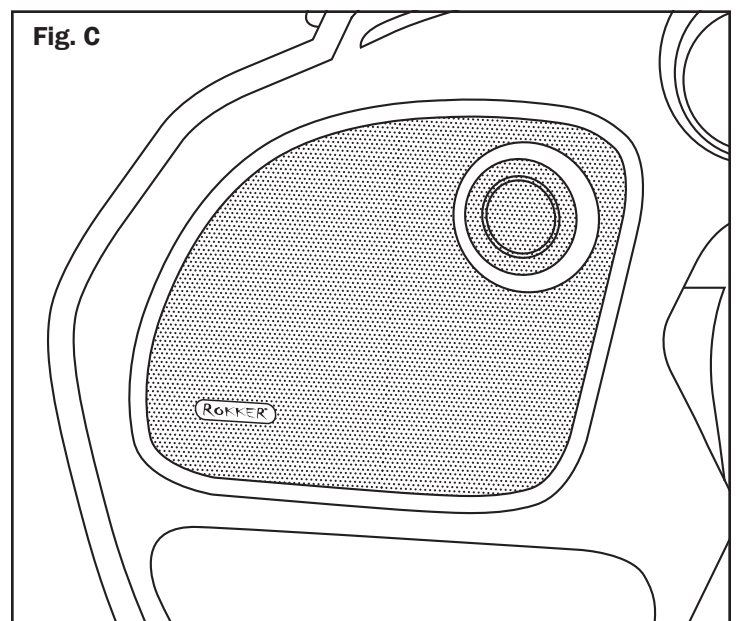
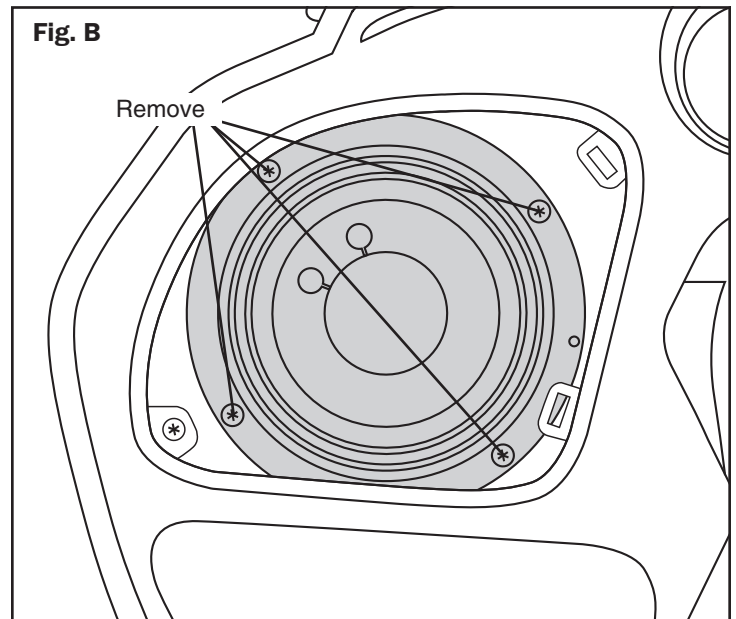
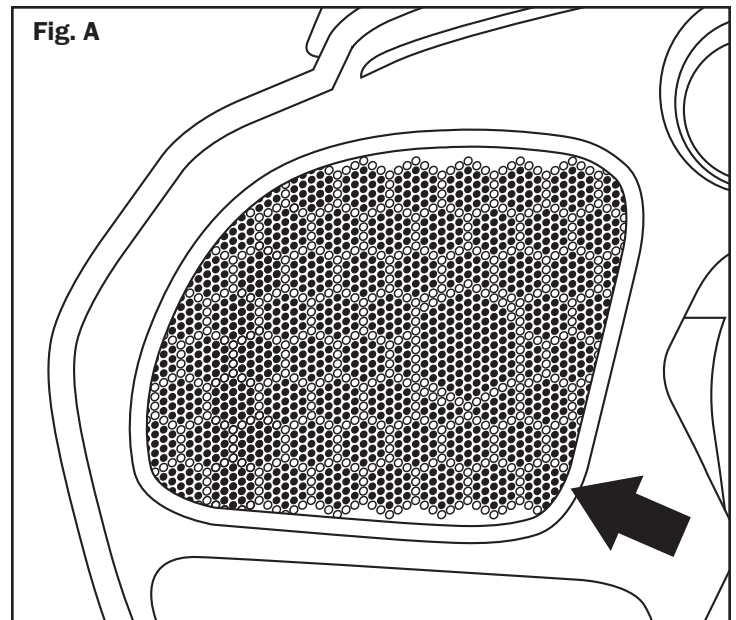
These are THE most powerful speakers you can buy for your Harley and they will perform extremely well when used with a medium to high-powered accessory amplifier.

Installation and Instructions

1. Remove the stock fairing grills by gently prying up the inner edge of each grill & pull outward. **(Fig. A)**
2. Remove the 4 torx attachment screws from each stock speaker, unplug the wires from the rear and remove both speakers from the fairing pods. **(Fig. B)**
3. Install the new 6.71" ROKKER-2 XXR speakers using the original-speaker attachment screws; Ensure that the speaker is placed into the pod with the tweeter-wire plug exiting to the upper, outer corner. **(Fig. B)**
4. Install new ROKKER grill by first plugging in the backside tweeter wire to the speaker, then place into position and press down until locked at all four corners. **(Fig. C)**
5. Then from the top side of each mounted speaker, behind the grill, pull the EXTRA tweeter wire length back out between the back side of the grill and front of the main speaker, so that this extra wire does not rattle against the main speaker cone when playing.

Thank you for the confidence you have shown in J&M Corporation by purchasing one of our innovative products.

If you have any question or comments about this product, you may contact us at USA 1-520-624-7000 Monday thru Friday, 8:00AM thru 5:00PM Mountain Standard Time.



WARRANTY AND REPAIR INFORMATION

TWO YEAR LIMITED WARRANTY In order to facilitate the servicing of this warranty, the Warranty Registration Form should be filled out and returned within 10 days of the date of purchase. However, return of the Warranty Registration Form is not a precondition of this warranty, and this Warranty will be observed by **J&M CORPORATION** whether or not the Warranty Registration Form is returned, on the condition that other satisfactory evidence of the date of the original purchase is provided to **J&M CORPORATION**.

WHO PROVIDES THE WARRANTY? This warranty is provided by **J&M CORPORATION**.

WHO IS PROTECTED? This warranty is extended only to the original owner of this J&M CORPORATION product and may not be transferred or assigned.

WHAT IS COVERED AND HOW LONG? This warranty covers all defects in material or workmanship of our product for a period of 2 years from date of original retail purchase. At its option, **J&M CORPORATION** will repair or replace any defective part(s) or equipment.

The provisions of the warranty shall not apply to any unit which has been subjected to misuse, neglect, incorrect mechanical or electrical installation, unauthorized modifications, accident, nor to units which have been repaired or altered outside of our factory.

PROCEDURE FOR OBTAINING PERFORMANCE OF WARRANTY In the event that the product does not conform to this warranty, the product should be shipped prepaid to the **J&M CORPORATION** service facility. Transportation charges, insurance fees, and labor costs for shipment, removal, or reinstallation of our product are not covered by this warranty. Loss or damage in shipment is the sole responsibility of the freight carrier.

FOR YOUR INFORMATION Repair as provided under this warranty is the exclusive remedy of the consumer. **J&M CORPORATION** shall not be liable for any incidental or consequential damages or for breach of any express or implied warranty on this product. Except to the extent prohibited by applicable law, any implied warranty of merchantability or fitness for a particular purpose on this product is limited in duration to the duration of the warranty. Some states do not allow the exclusion or limitation of incidental or consequential damages, or allow limitations on how long an implied warranty lasts, so the above limitations or exclusion may not apply to you. This warranty gives you specific legal rights which vary from state to state.

J&M CORPORATION reserves the right to make changes in design and to make improvements in its products without the obligation to incorporate the changes or improvements in any of its previously manufactured products.

J&M CORPORATION has not authorized anyone to make representations or warranties other than the warranty contained herein.

The above warranty is effective for all products manufactured after 10/01/86.

NON-WARRANTY REPAIR RATES **J&M CORPORATION** reserves the right to change the labor repair rates without prior notice. At the time of this printing the out-of-warranty repair is \$40 per hour for labor only. However, the customer is advised to verify the current rate when he/she calls customer service to obtain the return authorization number.

FACTORY SERVICE ADDRESS J&M Corporation, 1747 E 23RD ST, Tucson, Arizona, 85713, U.S.A. Tel: 1-520-624-7000 audio@jmc corp.com www.jmc corp.com

CUSTOMER SERVICE NUMBER 1-520-624-7000

Thank you for the confidence you have shown in J&M Corporation by purchasing one of our innovative products.

If you have any question or comments about this product, you may contact us at USA 1-520-624-7000 Monday thru Friday, 8:00AM thru 5:00PM Mountain Standard Time.



1747 E 23RD ST Tucson, AZ
85713 U.S.A.

Tel 1-520-624-7000

Website: <http://www.jmc corp.com>

E-mail: audio@jmc corp.com



WARRANTY REGISTRATION FORM Please fill out this card completely and mail it immediately after purchase. Please be sure that your zip code and serial number (if applicable) are legible. This will help us to serve you better.

(PLEASE PRINT)

Name _____

Address _____

City _____ State _____ Zip _____

Motorcycle Other E-mail _____

Make _____ Model _____ Year _____

Product part number _____

Serial number (if applicable) _____

Date of purchase _____

Name of dealer it was purchased from _____



Mail to:
JM Corporation 1747 E
23RD ST Tucson, AZ
85713
U.S.A.