



**ROKKER® XXR Series  
6.71" Fairing Speaker  
Upgrade Kit for 1998-2013  
Harley® Roadglide**

**#HR13-6712GTM-RXX**

**Installation  
Instructions**

## Product Overview



This complete custom speaker installation kit has been designed specifically for the 1998-2013 Harley® RoadGlide fairing utilizing J&M's ROKKER XXR series 6.71" speakers. (for 1998-2005 RoadGlide fairing J&M speaker adapter plate kit # RRPA-RGSPA also required.)

Spec'd at 2 ohms impedance and 300 watts maximum input (200w RMS - 91db sensitivity), these speakers provide the ultimate

in raw audio power and include the new custom grills with built-in tweeter and midrange drivers.

Speaker drivers feature lightweight waterproof woven-fiber cones with super-rigid metal basket and a high-density lite-weight Neodymium magnet structure, specially coated to maintain flux-strength integrity even at extreme operating temperatures.

High efficiency VENTED voice-coils for improved cooling when operating at high volume levels for extended periods.

Top-quality adapter rings and bracket hardware are included for secure and clean mounting into the 98-13 Harley RoadGlide fairing and are designed to utilize the old or new designs of the Harley inside-fairing metal-brackets.

Mounting hole pattern and spade electrical connections are exactly the same as the factory specification, this is a total plug-and-play no-modification solution complete with easy to follow installation instructions.

These are THE most powerful speakers you can buy for your Harley and they will perform extremely well when used with a medium to high-powered accessory amplifier. (NOT for direct connection to the 1998-2005 Harley RSI factory radio system).

## Installation and Instructions




1. Remove the outer fairing clamshell completely.
2. Unplug the spade wire connectors on the back of each of the stock speakers.
3. Remove the grill/speaker assembly (all together) by unscrewing the three attachment screws and one nut, on each side of the fairing.
4. Place the assemblies on your work bench and remove the speakers themselves from the plastic grill assemblies. **Note: Save the speaker attachment screws. They will be re-used to attach the J&M 6.71" speaker adapters.**
5. Peel off the factory grill from the front of each plastic speaker adapter and replace this fabric grill with the new J&M plastic grill with mounted mid-range and tweeter, positioned so that the mid and tweeter connection wires are located in the exit groove of the new grill. (for 1998-2005 RoadGlide updated speaker plate adapters will be needed at this step, J&M part# RRPA-RGSPA or Harley part#'s 77021-98B & 77022-98B).
6. Re-install both left and right grill assemblies back into the fairing using the original hardware.
7. Assemble a J&M speaker adapter with the 2 flat tabs positioned inward as shown using the 5/8" long screws provided. **(Fig. A)**
8. Using the original speaker attachment screws saved from step 4, install a J&M 6.71" speaker with the speaker's crossover assembly and spade terminals pointing INWARD, onto both the left and right J&M speaker adapters. **(Fig. C & D)**
9. Then connect the wires from the grill mounted mid-range and tweeter to the correct terminals on the spade block mounted on the back of the 6.71" speaker. **(Fig. C & D)**



10. Then connect the terminals from the speaker wires of your audio system to the correct spade terminals on the wire leads from the ROKKER speaker grills.

11. The wire with the small two-pin black plug attached coming from the back side of the speaker will not be used for this application.

12. Test each speaker for the proper operation before reassembling the fairing, realizing that full sound quality and fidelity will NOT be heard until the outer fairing shell is completely re-installed.



**Important Note:** 2012-2013 CVO RoadGlides come from Harley with smaller 5X7" stock speakers installed. Therefore to install the custom J&M ROKKER XXR series 6.71" speakers into the fairing, you will need to obtain from Harley, the replacement speaker/grill adapters, Harley part# 77021-98B (right side) & 77022-98B (left side), or J&M part# RRP-ARGSPA.

Thank you for the confidence you have shown in J&M Corporation by purchasing one of our innovative products.

If you have any question or comments about this product, you may contact us at USA 1-520-624-7000 Monday thru Friday, 8:00AM thru 5:00PM Mountain Standard Time.



1747 E 23rd St  
Tucson, AZ 85713 U.S.A.  
Tel (520) 624-7000  
Website: <http://www.jmcorp.com>  
E-mail: [audio@jmcorp.com](mailto:audio@jmcorp.com)

## WARRANTY AND REPAIR INFORMATION

**TWO YEAR LIMITED WARRANTY** In order to facilitate the servicing of this warranty, the Warranty Registration Form should be filled out and returned within 10 days of the date of purchase. However, return of the Warranty Registration Form is not a precondition of this warranty, and this Warranty will be observed by **J&M CORPORATION** whether or not the Warranty Registration Form is returned, on the condition that other satisfactory evidence of the date of the original purchase is provided to **J&M CORPORATION**.

**WHO PROVIDES THE WARRANTY?** This warranty is provided by **J&M CORPORATION**.

**WHO IS PROTECTED?** This warranty is extended only to the original owner of this J&M CORPORATION product and may not be transferred or assigned.

**WHAT IS COVERED AND HOW LONG?** This warranty covers all defects in material or workmanship of our product for a period of 2 years from date of original retail purchase. At its option, **J&M CORPORATION** will repair or replace any defective part(s) or equipment.

The provisions of the warranty shall not apply to any unit which has been subjected to misuse, neglect, incorrect mechanical or electrical installation, unauthorized modifications, accident, nor to units which have been repaired or altered outside of our factory.

**PROCEDURE FOR OBTAINING PERFORMANCE OF WARRANTY** In the event that the product does not conform to this warranty, the product should be shipped prepaid to the **J&M CORPORATION** service facility. Transportation charges, insurance fees, and labor costs for shipment, removal, or reinstallation of our product are not covered by this warranty. Loss or damage in shipment is the sole responsibility of the freight carrier.

**FOR YOUR INFORMATION** Repair as provided under this warranty is the exclusive remedy of the consumer. **J&M CORPORATION** shall not be liable for any incidental or consequential damages or for breach of any express or implied warranty on this product. Except to the extent prohibited by applicable law, any implied warranty of merchantability or fitness for a particular purpose on this product is limited in duration to the duration of the warranty. Some states do not allow the exclusion or limitation of incidental or consequential damages, or allow limitations on how long an implied warranty lasts, so the above limitations or exclusion may not apply to you. This warranty gives you specific legal rights which vary from state to state.

**J&M CORPORATION** reserves the right to make changes in design and to make improvements in its products without the obligation to incorporate the changes or improvements in any of its previously manufactured products.

**J&M CORPORATION** has not authorized anyone to make representations or warranties other than the warranty contained herein.

The above warranty is effective for all products manufactured after 10/01/86.

**NON-WARRANTY REPAIR RATES** **J&M CORPORATION** reserves the right to change the labor repair rates without prior notice. At the time of this printing the out-of-warranty repair is \$40 per hour for labor only. However, the customer is advised to verify the current rate when he/she calls customer service to obtain the return authorization number.

**FACTORY SERVICE ADDRESS** J&M Corporation, 1747 E 23RD ST, Tucson, Arizona, 85713, U.S.A. Tel: 1-520-624-7000 audio@jmc corp.com www.jmc corp.com

**CUSTOMER SERVICE NUMBER 1-520-624-7000**

Thank you for the confidence you have shown in J&M Corporation by purchasing one of our innovative products.

If you have any question or comments about this product, you may contact us at USA 1-520-624-7000 Monday thru Friday, 8:00AM thru 5:00PM Mountain Standard Time.



1747 E 23RD ST Tucson, AZ  
85713 U.S.A.

Tel 1-520-624-7000

Website: <http://www.jmc corp.com>

E-mail: audio@jmc corp.com



**WARRANTY REGISTRATION FORM** Please fill out this card completely and mail it immediately after purchase. Please be sure that your zip code and serial number (if applicable) are legible. This will help us to serve you better.

(PLEASE PRINT)

Name \_\_\_\_\_

Address \_\_\_\_\_

City \_\_\_\_\_ State \_\_\_\_\_ Zip \_\_\_\_\_

Motorcycle  Other  E-mail \_\_\_\_\_

Make \_\_\_\_\_ Model \_\_\_\_\_ Year \_\_\_\_\_

Product part number \_\_\_\_\_

Serial number (if applicable) \_\_\_\_\_

Date of purchase \_\_\_\_\_

Name of dealer it was purchased from \_\_\_\_\_



Mail to:  
JM Corporation 1747 E  
23RD ST Tucson, AZ  
85713  
U.S.A.